

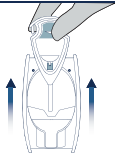


⚠ READ BEFORE USE ⚠

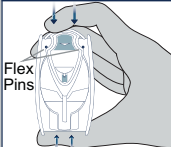
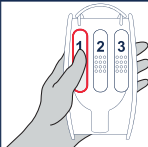
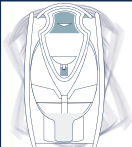
IDenta Touch&Know




DRUG PRECURSORS TEST KIT

Procedure Card for IDT 0280-10 IDenta GBL Identification Substance

As a precaution, gloves and eye protection should be worn when handling drug substances and using test units.
Do not puncture any part of unit. Do not remove probe once locked into unit.
In the unlikely event of a spill, rinse affected area thoroughly with water.
Keep out of reach of children.

Test Preparation	1 Remove the Smart-Tip™ probe from test unit.	2 Sample suspected substance. Liquid	3 STOP! Wait 3 minutes.
		Place the absorbent paper of Smart-Tip™ probe into liquid. Make sure paper is wet. 	

Test Preparation	4 Lock Smart-Tip™ probe into test unit. Press firmly.	⚠ Do not continue unless probe is locked below the Flex Pins and cannot be removed from the test unit. A click sound will indicate the probe is locked.	Identification	5 With thumb and forefinger , squeeze chamber 1 until capsule breaks.	6 Gently shake test unit for 2-3 seconds.
					

Results	 The appearance of a turquoise color indicates on the paper the presence of GBL .
	<i>Note: The liquid will remain pink.</i>
	 If no color develops, GBL is not present.
Disposal	The test kit is safe to dispose of in the trash.  10-13

99% accurate presumptive field screening when used correctly.

All results are presumptive. If necessary, further confirmatory testing by a competent drug testing lab may provide additional identification and quantification using gas chromatography/mass spectrometry analysis.